

Warranty: If this unit fails during the warranty period, contact tii customer service to authorize return. Unit may be returned prepaid.



141 Rodeo Drive
Edgewood, NY 11717
Toll Free 888.844.4720
www.tiinettech.com

Model: 220
Coaxial Isolator

Installation Note

Description

1. The tii 220 In-Line Coax Isolator provides isolation between customer premises equipment and outside plant.
2. The tii 220 isolates customer premises coaxial cable grounding from any hazardous induced voltage on the outside cable plant.
3. The tii 220 is furnished complete and requires no special tools for installation or maintenance.

Installation

1. This installation note provides the description and installation steps for the tii 220 In-line Coax Isolator.
2. Identify the location where the tii 220 Isolator is to be installed (See Figure 1).
3. Disconnect the outside plant coax by unscrewing the F-Type male connector from the ground block and screw on the tii 220 Isolator with the "CUSTOMER" (male end) to the ground block (See Figure 2).

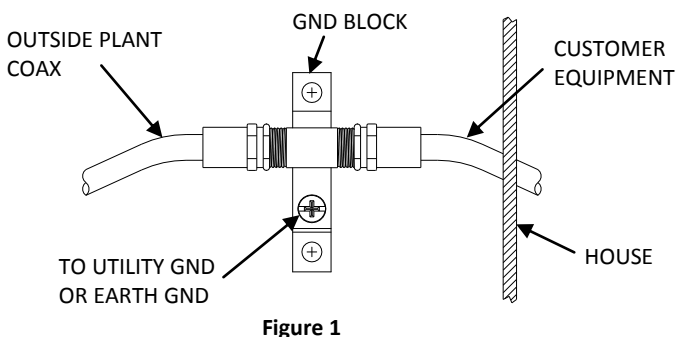


Figure 1

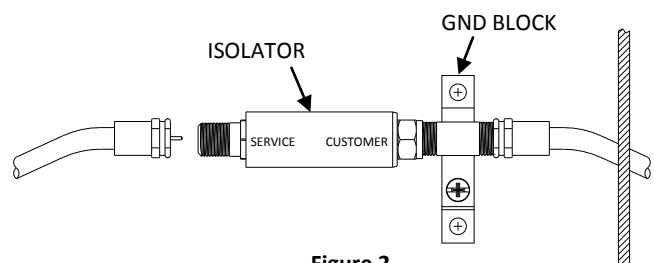


Figure 2

4. Connect the outside plant coax cable to the "SERVICE" (female end) of the tii 220 Isolator and verify the integrity of signal at the customer premises. (See Figure 3).

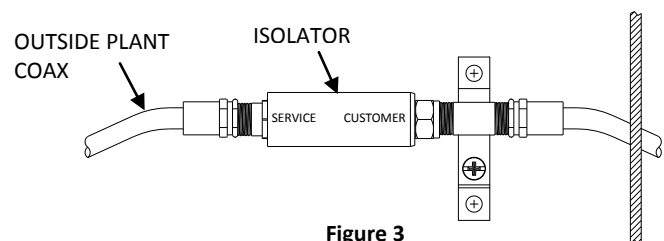


Figure 3

